



Health & Wealth
We Manage Both

Alankit LIMITED

13th November, 2019

**To,
The General Manager
Department of Corporate Services
Bombay Stock Exchange Limited
P.J Towers, Dalal Street
Mumbai – 400001
Security Code No. : 531082**

**The National Stock Exchange of India Ltd.
Exchange Plaza, 5th Floor,
C-1, Block G, Bandra – Kurla Complex,
Bandra (E),
Mumbai – 400051
Security Code No. : ALANKIT**

**Sub: Outcome of the meeting of Board of Directors of the Company held today, the
13th November, 2019**

Dear Sir,

We are pleased to inform you that the Board of Directors of the company in its meeting held on **13th November, 2019 at 3:30 p.m. and concluded at 4:10 p.m.** has considered the following businesses:

1. Adoption of Unaudited Standalone and Consolidated Financial results of the company for 02nd Quarter and half year ended 30th September, 2019 along with Cash flow statement.
2. The Board considered the limited review report for the 02nd Quarter and half year ended 30th September, 2019.

You are requested to take note of the same.

Yours faithfully
FOR ALANKIT LIMITED

**KHUSHBOO ARORA
COMPANY SECRETARY**



CIN : L74900DL1989PLC036860

Registered Office : 205-208, Anarkali Complex, Jhandewalan Extension, New Delhi -110055, India

Corporate Office : Alankit House, 4E/2, Jhandewalan Extension, New Delhi -110055, India

Phone : +91-11-4254 1234 / 2354 1234 | Fax : +91-11-2355 2001 | Website : www.alankit.in | email : info@alankit.com

Independent Auditors Limited Review Report on Unaudited Quarterly and year-to-date Standalone Financial Results of ALANKIT LIMITED under Regulation 33 of the SEBI (Listing obligations and Disclosure Requirements) Regulation 2015, as amended

Review report to
The Board of Directors of
ALANKIT LIMITED

1. We have reviewed the accompanying statement of unaudited Standalone financial results of ALANKIT LIMITED (the "Company") for the quarter ended September 30, 2019 and year to date from April 01, 2019 to September 30, 2019 (the statement attached herewith being submitted by the company pursuant to the requirements of Regulation 33 of the SEBI (Listing obligations and Disclosure Requirements) Regulation 2015, as amended.
2. This statement is the responsibility of the Company's Management which has been approved by the Board of Directors and has been prepared in accordance with the recognition and measurement principles laid down in India Accounting Standard 34 (Ind AS 34) "Interim financial reporting" prescribed under section 133 of the Companies Act, 2013 as amended read with relevant rules issued there under and other accounting principles generally accepted in India. Our responsibility is to issue a report on these financial statements based on our review.
3. We conducted our review of the Statement in accordance with the Standard on Review Engagements (SRE) 2410 "Review of Interim Financial Information Performed by the Independent Auditor of the Entity", issued by the Institute of Chartered Accountants of India. This standard requires that we plan and perform the review to obtain moderate assurance as to whether the financial statements are free of material misstatement. A review is limited primarily to inquiries of company personnel and analytical procedures applied to financial data and thus provides less assurance than an audit. We have not performed an audit and accordingly, we do not express an audit opinion.
4. Based on our review conducted as above, nothing has come to our attention that causes us to believe that the accompanying statement of unaudited financial results prepared in accordance with applicable accounting standards and other recognized accounting practices and policies has not disclosed the information required to be disclosed in terms of Regulation 33 of the SEBI (Listing Obligations and Disclosure Requirements) Regulations, 2015 including the manner in which it is to be disclosed, or that it contains any material misstatement.



B. K. SHROFF & CO.

Chartered Accountants

3/7-B, Asaf Ali Road,
1st Floor, Flat No. 4,
New Delhi - 110002.

Phones : 23271407, 23284825, 23284826

Telefax : 23270362

E-mail : bkshroffdelhi@yahoo.com
bkshroffdelhi@rediff.com

5. Attention is drawn to the fact that the figures of net cash flows for the corresponding period from April 01, 2018 to September 30, 2018, as reported in these unaudited standalone financial results have been approved by the Board of Directors of the company, but has not been subjected to review.

For B K Shroff & Co.
Chartered Accountants
Firm Registration No. 302166E



Sanjiv Aggarwal
(SANJIV AGGARWAL)

PARTNER

Membership Number: 085128

Place: New Delhi

Date: 13th November, 2019

UDIN: 19085128AAAA DM3212

Alankit Limited

Reg. Address: 205-208, Anarkali Complex, Jhandewalan Extn., New Delhi-110055

CIN: L74900DL1989PLC036860

STATEMENT OF STANDALONE UNAUDITED FINANCIAL RESULTS FOR THE QUARTER AND HALF YEAR ENDED 30.09.2019

(Rs. in Lakh except EPS)

Particulars	QUARTER ENDED			Half Year Ended		YEAR ENDED
	30.09.2019	30.06.2019	30.09.2018	30.09.2019	30.09.2018	31.03.2019
	Standalone (Unaudited)	Standalone (Unaudited)	Standalone (Unaudited)	Standalone (Unaudited)	Standalone (Unaudited)	Standalone (Audited)
Revenue from operations	3,765.35	2,958.43	2,751.76	6,723.78	5,307.68	12,302.04
Other Income (net)	9.33	47.77	63.56	57.10	129.05	694.53
Total Income (I+II)	3,774.68	3,006.20	2,815.32	6,780.88	5,436.73	12,996.57
Expenses						
Purchases of stock in trade	342.21	339.68	55.77	681.89	520.08	1,205.34
Changes in Inventories of stock in trade	536.55	(298.85)	95.13	237.70	(102.31)	(297.29)
Employee benefits expenses	1,464.67	1534.27	1,210.64	2,998.94	2,129.10	5,073.01
Finance Cost	36.97	42.45	14.18	79.41	30.22	101.21
Depreciation & Amortisation expense	102.77	92.71	97.40	195.48	168.01	368.96
Professional Charges	314.46	348.82	346.01	663.27	694.10	1,847.12
Data Management & Digitization Charges	96.85	108.32	195.29	205.17	366.64	791.29
Other expenses	498.41	400.30	473.86	898.71	858.49	1,862.03
Total Expenses	3,392.88	2,567.69	2,488.28	5,960.58	4,664.33	10,951.67
Profit before tax	381.79	438.51	327.04	820.31	772.40	2,044.90
Tax expenses:						
Current tax	122.21	131.06	70.85	253.26	176.61	440.78
Earlier year taxes	14.76	0.00	(2.34)	14.76	(2.34)	(20.61)
MAT credit receivable	-	-	-	-	-	(56.66)
Deferred tax	2.45	12.41	95.49	14.86	203.53	365.13
Profit for the period	242.38	295.05	163.04	537.42	394.60	1,316.26
Other Comprehensive Income / (Losses)						
Items that will not be reclassified subsequently to the statement of profit and loss						
Remeasurement of defined employee benefit plans	4.34	1.72	(0.25)	6.06	(0.25)	14.45
Changes in fair values of investments in equities carried at fair value through OCI	-	-	-	-	-	0.77
Income Tax on items that will not be reclassified subsequently to the statement	(1.26)	(0.50)	0.07	(1.76)	0.07	(4.21)
Items that will be reclassified subsequently to the statement of profit and loss						
Exchange differences in translating the financial statement of a foreign operation	-	-	(5.21)	-	(14.04)	(6.89)
Income Tax on items that will be reclassified subsequently to the statement of profit & Loss	-	-	1.52	-	4.09	2.01
Total Other Comprehensive Income / (Losses) (net of tax)	3.07	1.22	(3.87)	4.29	(10.13)	6.13
Total Comprehensive Income for the Period	245.45	296.27	159.17	541.72	384.47	1322.39
Total Paid up share capital equity shares (Face value of Re. 1 each full paid)	1,429.58	1,429.58	1,429.58	1,429.58	1,429.58	1,429.58
Other Equity (Excluding Revaluation Reserves)						5,810.78
Earning per equity share (face value Re.1/- each)						
Basic	0.17	0.21	0.12	0.38	0.28	0.92
Diluted	0.17	0.21	0.12	0.38	0.28	0.92

NOTES:

- The above unaudited results were reviewed by the Audit Committee and taken on record by the Board of Directors at its meeting held on 13.11.2019
- Figures have been regrouped or rearranged wherever considered necessary. The operations of the company relate to only two reportable segments, therefore segment reporting by Ind AS-108 is furnished.
- The Company has adopted Ind AS 116 "Leases" effective 1st April 2019. However, there is no impact on the profits of the company.
- There is no investor complaint pending as on date.
- The above results have been prepared in accordance with the Companies (Indian Accounting Standards) Rules, 2015 (Ind AS) prescribed under Section 133 of the Companies Act, 2013 and other recognised accounting practices and policies to the extent applicable.
- During the quarter ended 30th September 2019, Euro Global Brokers Limited (Subsidiary) and EuroPlus Financial Services Limited (Subsidiary) have been amalgamated into Alankit Technologies Limited (Subsidiary) w.e.f. the Appointed Date i.e. 01.04.2019.

Date: 13.11.2019

Place: New Delhi

For ALANKIT LIMITED

(Signature)

ANKIT AGARWAL
MANAGING DIRECTOR

Standalone Segment wise Revenue, Results and Capital Employed (In Lakh)					
Particulars	Quarterly (30.09.2019)	Quarterly (30.06.2019)	Half Yearly (30.09.2019)	Half Yearly (30.09.2018)	Yearly (31.03.2019)
	Unaudited	Unaudited	Unaudited	Unaudited	Audited
1. Segment Revenue					
a. Segment A- E-Governance services	3,179.05	2413.67	5,592.72	4,937.61	11920.63
b. Segment B-E-Governance Product sale	595.63	592.53	1,188.16	499.12	1075.94
c. Unallocated	-	-	-	-	-
Total	3,774.69	3,006.19	6,780.88	5,436.73	12,996.57
Less: Inter Segment Revenue		0			
Net Sales/Income from Operations	3,774.69	3,006.19	6,780.88	5,436.73	12,996.57
2. Segment Results (Profit/ loss before Tax and Interest from each Segment)					
a. Segment A- E-Governance services	421.08	436.16	857.25	882.84	2291.52
b. Segment B-E-Governance Product sale	63.49	95.05	158.54	57.57	122.34
c. Unallocated	-	-	-	-	-
Total	484.58	531.21	1015.79	940.41	2413.86
Less:					
i) Other Un-allocated Expenditure net off	102.77	92.71	195.48	168.01	368.96
ii) Un-allocable Income	-	-	-	-	-
Total Profit Before Tax	381.80	438.50	820.31	772.40	2044.90
3. Capital Employed (Segment Assets-Segment Liabilities)					
a. Segment A- E-Governance services Assets	1,120.87	12855.30	13,976.17	11871.78	12213.69
a. Segment A- E-Governance services Liabilities	789.33	6237.92	7,027.25	5523.38	5694.86
Capital Employed -Segment A	331.54	6,617.38	6,948.92	6,348.40	6,518.83
b. Segment B- E-Governance Product sale Assets	(102.42)	1265.16	1,162.73	459.76	1057.06
b. Segment B- E-Governance Product sale Liabilities	(16.33)	345.91	329.58	161.03	335.53
Capital Employed -Segment B	(86.09)	919.25	833.16	298.73	721.53
Total	245.45	7,536.63	7,782.08	6,647.13	7,240.36

Date : 13-11-2019

Place: New Delhi



For ALANKIT LIMITED

ANKIT AGARWAL
MANAGING DIRECTOR

ALANKIT LIMITED		
Regd. Office: 205-208, Anarkali Complex, Jhandewalan Extension, New Delhi-110055		
UNAUDITED STANDALONE BALANCE SHEET AS AT 30TH SEPTEMBER, 2019 (Rs. In Lakhs)		
Particulars	Standalone	
	As at September 30, 2019	As at March 31, 2019
ASSETS		
Non-Current Assets		
(a) Property, plant and equipments	1,959.24	1,995.27
(b) Goodwill	2,459.22	2,459.22
(c) Other Intangible assets	515.96	601.95
(d) Intangible assets under development	1,643.60	1,643.60
(e) Financial Assets		
(i) Investments	2,193.28	2,193.28
(ii) Other financial assets	266.39	254.65
Total Non- Current Assets	9,037.69	9,147.97
Current Assets		
(a) Inventories	346.87	584.57
(b) Financial Assets		
(i) Trade receivables	3,644.27	2,644.47
(ii) Cash and cash equivalents	1,285.12	130.01
(iii) Bank Balance other than (ii) above	285.20	245.63
(c) Current Tax Assets (Net)	62.73	53.14
(d) Other current assets	477.02	464.96
Total current assets	6,101.21	4,122.78
TOTAL ASSETS	15,138.90	13,270.75
EQUITY AND LIABILITIES		
Equity		
(a) Share capital	1,429.58	1,429.58
(b) Other equity	6,352.50	5,810.78
Total Equity	7,782.08	7,240.36
Liabilities		
Non-current liabilities		
(a) Financial liabilities		
(i) Borrowings	798.87	822.28
(ii) Other financial liability	1,792.31	1,683.34
(b) Provisions	160.40	139.15
(c) Deferred tax liabilities (net)	477.41	462.55
Total non-current liabilities	3,228.99	3,107.33
Current liabilities		
(a) Financial liabilities		
(i) Borrowings	503.87	497.40
(ii) Trade payables		
Total Outstanding dues to MSME	-	-
Total Outstanding dues to other than MSME	2,437.15	1,460.14
(iii) Other financial liability	147.14	150.97
(d) Other current liabilities	876.39	812.37
(b) Provisions	0.47	0.47
(d) Current tax liabilities (net)	162.81	1.71
Total current liabilities	4,127.83	2,923.05
TOTAL EQUITY AND LIABILITIES	15,138.90	13,270.75

Date : 13.11.2019

Place: New Delhi

For ALANKIT LIMITED

ANKIT AGARWAL
MANAGING DIRECTOR



ALANKIT LIMITED

Reg. Address: 205-208, Anarkali Complex, Ihandewalan Extn., New Delhi-110055

CIN: L74900DL1989PLC036860


Standalone Cash Flow Statement For the period ended 30 September, 2019

(figures in Lakh)

Particulars	Unaudited As at September 30,2019	Unaudited As at September 30,2018
A. Cash Flow from Operating Activities		
Net Profit before Tax	826.36	772.40
Add : Adjustments for		
Depreciation	195.48	168.01
Gratuity Expenses	27.30	23.09
Interest & Finance Exp. on Short Term Borrowings	34.63	30.22
Finance Expenses on Deffered Securities	92.58	77.45
Total	1,176.35	1,071.17
Less:		
Gain on sale of Investments	6.06	-
Gain on actuarial valuation	-	88.90
Interest Income of Deffered Securities	-	-
Operating Profit before Working Capital changes	1,170.29	982.27
Adjustments for change in Working Capital		
Decrease/ (Increase) in Trade & Other Receivables	(1,109.56)	1,633.54
Decrease / (Increase) in Inventories	237.70	(102.31)
Increase/ (Decrease) in Trade & Other Payables	1,136.19	(498.17)
Cash generated from operations	1,434.63	2,015.33
Direct Taxes paid	(120.11)	(104.60)
Net Cash from Operating Activities	1,314.52	1,910.73
B. Cash Flow from Investing Activities		
Sale/(Purchase) of Fixed Assets	(73.45)	(1,721.75)
Intangible assets under development	-	(281.40)
Net Cash from Investing Activities	(73.45)	(2,003.15)
C. Cash Flow from Financing Activities		
Proceeds\ (repayment) against Working Capital Borrowings	11.67	5.87
Proceeds\ (repayment) against Long Term Borrowings	(23.41)	-
Interest & Finance Exp. on Short Term Borrowings	(34.63)	(30.22)
Net Cash from Financing activities	(46.37)	(24.35)
Net Increase/ (Decrease) in cash or cash equivalents	1,194.70	(116.78)
Cash or cash equivalents (Opening balance)	375.64	430.58
Cash or cash equivalents (Closing balance)	1,570.34	313.80

Date : 13.11.2019


Place : New Delhi

For Alankit Limited

 Ankit Agarwal
 Managing Director

Independent Auditor's Review Report on consolidated unaudited quarterly and year to date financial results of Alankit Limited pursuant to the regulation 33 of the SEBI (Listing Obligations and Disclosure Requirements) Regulations, 2015

TO THE BOARD OF DIRECTORS OF
ALANKIT LIMITED

1. We have reviewed the accompanying Statement of Consolidated Unaudited Financial Results of Alankit Limited ("the Parent") and its subsidiaries (the Parent and its subsidiaries together referred to as "the Group"), for the quarter ended 30th September, 2019 and for the period from 1st April, 2019 to 30th September, 2019 ("the Statement") attached herewith, being submitted by the Parent pursuant to the requirement of Regulation 33 of the SEBI (Listing Obligations and Disclosure Requirements) Regulations, 2015, as amended ('the Regulation'), read with SEBI Circular No. CIR/CFD/CMD1/44/2019 dated March 29, 2019 ('the circular'). Attention is drawn to the fact that the consolidated figures for the corresponding quarter ended 30th September, 2018 and the corresponding period from 1st April, 2018 to 30th September, 2018, as reported in these financial results have been approved by the Parent's Board of Directors, but have not been subjected to review.
2. This Statement, which is the responsibility of the Parent's Management and approved by the Parent's Board of Directors, has been prepared in accordance with the recognition and measurement principles laid down in Indian Accounting Standard 34 "Interim Financial Reporting" ("Ind AS 34"), prescribed under Section 133 of the Companies Act, 2013 as amended, read with relevant rules issued thereunder, and other accounting principles generally accepted in India read with the Circular above mentioned. Our responsibility is to express a conclusion on the Statement based on our review.
3. We conducted our review of the Statement in accordance with the Standard on Review Engagements (SRE) 2410 "Review of Interim Financial Information Performed by the Independent Auditor of the Entity", issued by the Institute of Chartered Accountants of India. The standard requires that we plan and perform the review to obtain moderate assurance as to whether the statement is free of material misstatement. A review of interim financial information consists of making inquiries, primarily of persons responsible for financial and accounting matters, and applying analytical and other review procedures. A review is substantially less in scope than an audit conducted in accordance with Standards on Auditing and consequently does not enable us to obtain assurance that we would become aware of all significant matters that might be identified in an audit. Accordingly, we do not express an audit opinion.
We also performed procedures in accordance with the circular issued by the SEBI under Regulation 33 (8) of the SEBI (Listing Obligations and Disclosure Requirements) Regulations, 2015, as amended, to the extent applicable.



4. The Statement includes the results of the following entities:

- i. Alankit Limited (Holding company)
- ii. Alankit Forex India Limited (Subsidiary)
- iii. Alankit Technologies Limited (Subsidiary)*
- iv. Verasys Technologies Private Limited (Subsidiary)

*During the quarter ended 30th September 2019, Euro Global Brokers Limited (Subsidiary) and Euro Plus Financial Services Limited (Subsidiary) have been amalgamated into Alankit Technologies (Subsidiary) w.e.f the Appointed Date i. e. 01.04.2019

5. Based on our review conducted and procedures performed as stated in paragraph 3 above and based on the consideration referred to in paragraph 6 below, nothing has come to our attention that causes us to believe that the accompanying Statement, prepared in accordance with the recognition and measurement principles laid down in the aforesaid Indian Accounting Standard and other accounting principles generally accepted in India, has not disclosed the information required to be disclosed in terms of Regulation 33 of the SEBI (Listing Obligations and Disclosure Requirements) Regulations, 2015, as amended, including the manner in which it is to be disclosed, or that it contains any material misstatement.

For B K Shroff & Co.
Chartered Accountants
Firm Registration No. 302166E



Sanjiv Aggarwal

(SANJIV AGGARWAL)
PARTNER

Membership Number: 085128

Place: New Delhi

Date: 13th November, 2019

UDIN: 19085128AAAA DN7669

Alankit Limited
 Reg. Address: 205-208, Anarkali Complex, Jhandewalan Extn., New Delhi-110055
 CIN: L74900DL1989PLC036860

STATEMENT OF CONSOLIDATED UNAUDITED FINANCIAL RESULTS FOR THE QUARTER AND HALF YEAR ENDED 30.09.2019


Particulars	(Rs. in Lakh except EPS)					
	QUARTER ENDED			Half Year Ended		YEAR ENDED
	30.09.2019	30.06.2019	30.09.2018	30.09.2019	30.09.2018	31.03.2019
	Standalone (Unaudited)	Standalone (Unaudited)	Standalone (Unaudited)	Standalone (Unaudited)	Standalone (Unaudited)	Standalone (Audited)
Revenue from operations	4,920.41	3,312.53	2,890.42	8,232.95	5,457.54	12894.18
Other Income (net)	66.13	80.78	91.10	146.92	157.89	903.70
Total Income (I+II)	4,986.54	3,393.31	2,981.52	8,379.87	5,615.43	13,797.88
Expenses						
Purchases of stock in trade	1,294.47	587.97	402.72	1,882.44	888.49	1762.70
Changes in Inventories of stock in trade	556.85	(312.53)	(210.70)	244.32	(421.32)	(616.44)
Employee benefits expenses	1,524.71	1,592.23	1,242.70	3,116.94	2,161.16	5213.82
Finance Cost	37.13	42.51	23.36	79.65	40.21	111.43
Depreciation & Amortisation expense	134.90	122.83	118.22	257.72	188.83	447.72
Professional Charges	323.02	358.70	348.36	681.72	696.78	1847.41
Data Management & Digitization Charges	110.91	109.36	195.29	220.27	366.64	791.29
Other expenses	529.20	419.56	519.40	948.77	905.07	2079.98
Total Expenses	4,511.19	2,920.63	2,639.35	7,431.83	4,825.86	11,637.91
Profit before tax	475.35	472.68	342.17	948.04	789.56	2,159.97
Tax expenses:						
Current tax	148.20	139.94	71.58	288.13	177.68	465.57
Earlier year Taxes	14.75	-	(2.34)	14.75	(2.34)	(20.61)
MAT credit receivable	0.01	(0.01)	(1.65)	-	(1.65)	(71.91)
Deferred tax	1.22	12.41	98.07	13.63	206.12	388.13
Profit for the period	311.17	320.34	176.51	631.53	409.75	1,398.79
Other Comprehensive Income / (Losses)						
Items that will not be reclassified subsequently to the statement of profit and loss						
Remeasurement of defined employee benefit plans	4.34	1.72	(0.25)	6.06	(0.25)	14.45
Changes in fair values of investments in equities carried at fair value through OCI	-	-	-	-	-	0.77
Income Tax on items that will not be reclassified subsequently to the statement	(1.26)	(0.50)	0.07	(1.76)	0.07	(4.21)
Items that will be reclassified subsequently to the statement of profit and loss	-	-	-	-	-	-
Exchange differences in translating the financial statement of a foreign operation	-	-	(5.21)	-	(14.04)	(6.89)
Income Tax on items that will be reclassified subsequently to the statement of profit & Loss	-	-	1.52	-	4.09	2.01
Total Other Comprehensive Income / (Losses) (net of tax)	3.07	1.22	(3.88)	4.29	(10.13)	6.13
Total Comprehensive Income for the Period	314.25	321.56	172.63	635.82	399.62	1404.92
Total Paid up share capital equity shares (Face value of Re. 1 each full paid)	1429.58	1429.58	1429.58	1429.58	1429.58	1429.58
Other Equity (Excluding Revaluation Reserves)						5915.97
Earning per equity share (face value Re.1/- each)						
Basic	0.22	0.22	0.12	0.44	0.28	0.98
Diluted	0.22	0.22	0.12	0.44	0.28	0.98


NOTES:

- The above unaudited results were reviewed by the Audit Committee and taken on record by the Board of Directors at its meeting held on 13.11.2019
- Figures have been regrouped or rearranged wherever considered necessary. The operations of the company relate to only two reportable segments, therefore segment reporting by Ind AS-108 is furnished.
- The Company has adopted Ind AS 116 "Leases" effective 1st April 2019. However, there is no impact on the profits of the company.
- There is no investor complaint pending as on date.
- The above results have been prepared in accordance with the Companies (Indian Accounting Standards) Rules, 2015 (Ind AS) prescribed under Section 133 of the Companies Act, 2013 and other recognised accounting practices and policies to the extent applicable.
- The consolidated financial results relate to Alankit Limited ('the Company or the 'Parent Company'), its subsidiaries referred to as 'the Group'
- During the quarter ended 30th September 2019, Euro Global Brokers Limited (Subsidiary) and EuroPlus Financial Services Limited (Subsidiary) have been amalgamated into Alankit Technologies Limited (Subsidiary) w.e.f. the Appointed Date i.e. 01.04.2019.

Date: 13.11.2019

Place: New Delhi

For ALANKIT LIMITED

 ANKIT AGARWAL
 MANAGING DIRECTOR



Consolidated Segment wise Revenue, Results and Capital Employed (In Lakh)

Particulars	Quarterly (30.09.2019)	Quarterly (30.06.2019)	Half Yearly (30.09.2019)	Half Yearly (30.09.2018)	Yearly (31.03.2019)
	Unaudited	Unaudited	Unaudited	Unaudited	Audited
1. Segment Revenue					
a. Segment A- E-Governance services	4,172.91	2447.81	6,620.72	5016.19	12177.70
b. Segment B-E-Governance Product sale	813.66	945.50	1,759.15	599.24	1620.18
c. Unallocated	-	-	-	-	-
Total	4,986.57	3393.31	8,379.87	5,615.43	13,797.88
Less: Inter Segment Revenue					
Net Sales/Income from Operations	4,986.57	3393.31	8,379.87	5,615.43	13,797.88
2. Segment Results (Profit/ loss before Tax and Interest from each Segment)					
a. Segment A- E-Governance services	470.84	436.49	907.34	893.76	2326.53
b. Segment B-E-Governance Product sale	77.17	159.01	236.18	63.81	281.16
c. Unallocated	-	-	-	-	-
Total	548.01	595.50	1,143.52	957.57	2,607.69
Less:					
i) Other Un-allocated Expenditure net off	72.65	122.83	195.48	168.01	447.72
ii) Un-allocable Income	-	-	-	-	-
Total Profit Before Tax	475.35	472.68	948.04	789.56	2,159.97
3. Capital Employed (Segment Assets-Segment Liabilities)					
a. Segment A- E-Governance services Assets	1,318.78	12505.66	13,824.43	11578.49	12285.70
a. Segment A- E-Governance services Liabilities	484.45	6548.66	7,033.10	5535.21	5690.32
Capital Employed -Segment A	834.33	5957.00	6,791.33	6,043.29	6,595.38
b. Segment B- E-Governance Product sale Assets	(324.50)	2384.71	2,060.21	1569.10	1720.26
b. Segment B- E-Governance Product sale Liabilities	(53.60)	678.24	624.65	543.61	970.09
Capital Employed -Segment B	(270.90)	1706.46	1,435.56	1,025.48	750.17
Total	563.43	7,663.47	8,226.89	7,068.77	7,345.55

Date : 13-11-2019

Place: New Delhi


 For ALANKIT LIMITED

 ANKIT AGARWAL
 MANAGING DIRECTOR

ALANKIT LIMITED		
Regd. Office: 205-208, Anarkali Complex, Jhandewalan Extension, New Delhi-110055		
UNAUDITED CONSOLIDATED BALANCE SHEET AS AT 30TH SEPTEMBER, 2019 (Rs. In Lakhs)		
Particulars	Consolidated	
	As at September 30, 2019	As at March 31, 2019
ASSETS		
Non-Current Assets		
(a) Property, plant and equipments	2,158.41	2,233.32
(b) Goodwill	2,508.22	2,508.22
(c) Other Intangible assets	645.00	745.29
(d) Intangible assets under development	1,643.60	1,643.60
(c) Financial Assets		
(i) Investments	116.81	116.73
(ii) Other financial assets	268.17	255.90
Total Non- Current Assets	7,340.21	7,503.06
Current Assets		
(a) Inventories	659.39	903.80
(b) Financial Assets	-	-
(i) Trade receivables	3,797.39	2,681.50
(ii) Cash and cash equivalents	1,331.89	1,970.71
(iii) Bank Balance other than (ii) above	313.08	313.50
(c) Current Tax Assets (Net)	94.72	66.00
(d) Other current assets	2,347.96	570.01
Total current assets	8,544.43	6,505.52
TOTAL ASSETS	15,884.64	14,008.57
EQUITY AND LIABILITIES		
Equity		
(a) Share capital	1,429.58	1,429.58
(b) Other equity	6,500.79	5,915.97
(c) Non Controlling Interest	296.52	275.59
Total Equity	8,226.89	7,621.14
Liabilities		
Non-current liabilities		
(a) Financial liabilities		
(i) Borrowings	798.87	822.28
(ii) Other financial liability	1,792.31	1,683.34
(b) Provisions	165.40	142.80
(c) Deferred tax liabilities (net)	491.71	478.08
Total non-current liabilities	3,248.29	3,126.51
Current liabilities		
(a) Financial liabilities		
(i) Short-term borrowings	503.87	497.40
(ii) Trade payables		
Total Outstanding dues to MSME	-	-
Total Outstanding dues to other than MSME	2,609.86	1,763.43
(iii) Other financial liability	147.14	150.97
(b) Other current liabilities	950.06	845.65
(c) Provisions	0.85	0.85
(d) Current tax liabilities (net)	197.68	2.61
Total current liabilities	4,409.46	3,260.92
TOTAL EQUITY AND LIABILITIES	15,884.64	14,008.57

Date : 13.11.2019

Place: New Delhi

For ALANKIT LIMITED:

ANKIT AGARWAL
MANAGING DIRECTOR



ALANKIT LIMITED

Reg. Address: 205-208, Anarkali Complex, Ihandewalan Extn., New Delhi-110055

CIN: L74900DL1989PLC036860

Consolidated Cash Flow Statement For the period ended 30 September, 2019

(figures in Lakh)

Particulars	Unaudited As at September 30,2019	Unaudited As at September 30,2018
A. Cash Flow from Operating Activities		
Net Profit before Tax	948.04	775.28
Add : Adjustments for		
Depreciation	257.72	188.83
Gratuity Expenses	28.05	22.83
Interest & Finance Exp. on Short Term Borrowings	34.63	40.21
Finance Expenses on Deferred Securities	92.58	77.45
Total	1,361.02	1,104.60
Less: Gain on sale of Investments	-	-
Gain on actuarial valuation	6.06	(0.25)
Interest Income of Deferred Securities	-	88.90
Interest Income	14.83	32.23
Operating Profit before Working Capital changes	1,340.13	983.72
Adjustments for change in Working Capital		
Decrease/ (Increase) in Trade & Other Receivables	(2,923.63)	1,284.46
Decrease / (Increase) in Inventories	244.32	(421.32)
Increase/ (Decrease) in Trade & Other Payables	963.39	(184.93)
Cash generated from operations	(375.79)	1,661.93
Direct Taxes paid	(144.11)	(106.80)
Net Cash from Operating Activities	(519.90)	1,555.13
B. Cash Flow from Investing Activities		
Interest Income Received	14.83	32.23
Sale/(Purchase) of Fixed Assets	(82.53)	(1,783.51)
Intangible Assets under development	-	(281.40)
Purchase of Investments	(0.08)	-
Net Cash from Investing Activities	(67.78)	(2,032.68)
C. Cash Flow from Financing Activities		
Proceeds\ (repayment) against Working Capital Borrowings	6.47	66.78
Proceeds\ (repayment) against Long Term Borrowings	(23.41)	-
Interest & Finance Exp. on Short Term Borrowings	(34.63)	(40.21)
Net Cash from Financing activities	(51.57)	26.57
Net Increase/ (Decrease) in cash or cash equivalents	(639.25)	(450.98)
Cash or cash equivalents (Opening balance)	2,284.21	2,239.69
Cash or cash equivalents (Closing balance)	1,644.96	1,788.71

Date : 13.11.2019

Place : New Delhi



For Alankit Limited

Ankit Agarwal

Managing Director